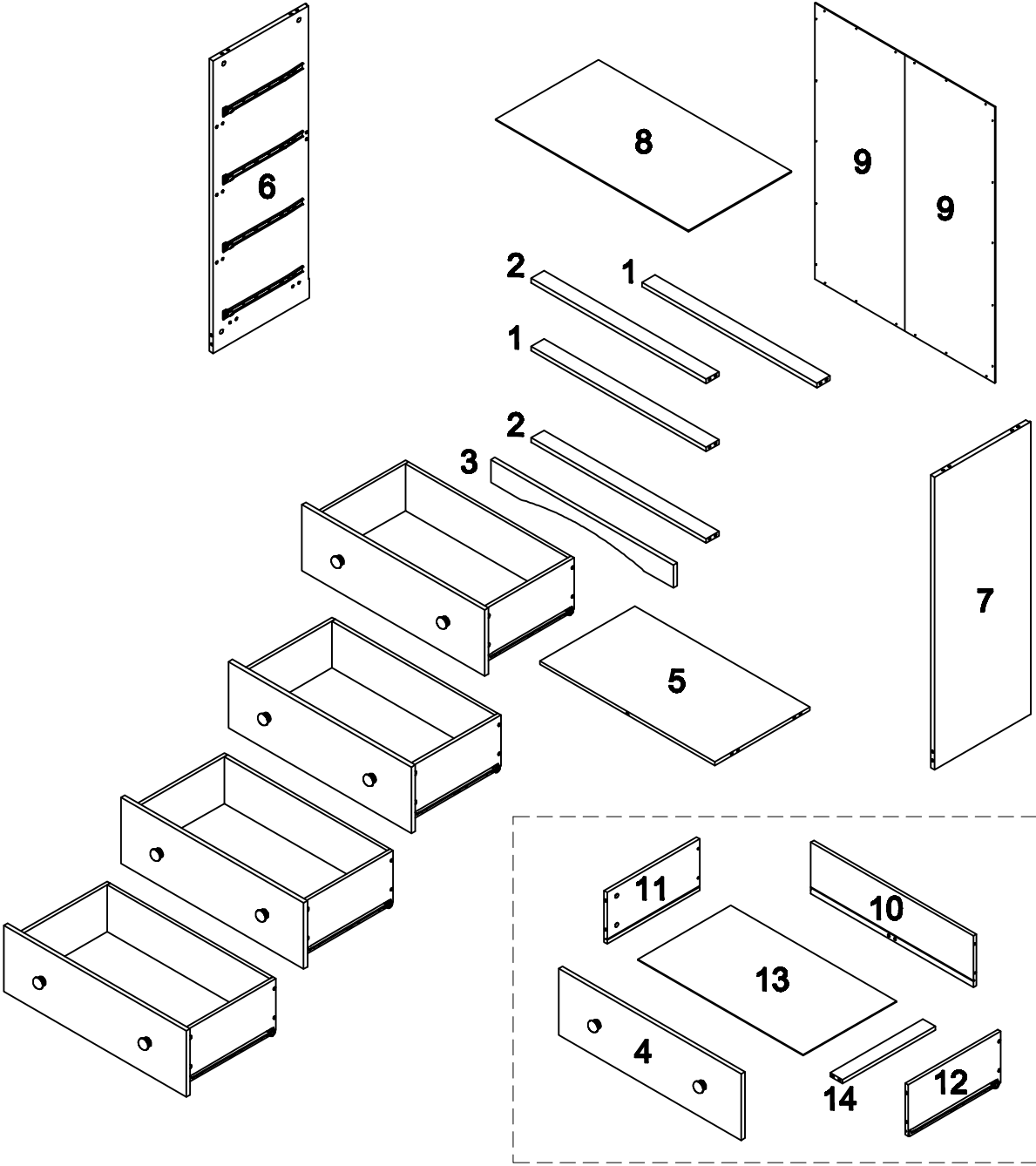









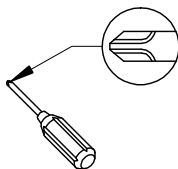


AW4D Parts List



Hardware List

A	 Ø6x30	Wooden dowel	38 pcs
B	 Ø6x32	Cam bolt	31 pcs
C	 Ø9.5x15	Cam lock	31 pcs
D	 Ø7x2.5x12	Screw	24 pcs
E	 Ø8x4x25	Screw	16 pcs
F	 Ø24x21	Handle	8 pcs
G	 Ø5/32"x3/4"	Bolts	8 pcs
H		Glue tube	1 pc
I		Plastic strap	2 pcs



Philips head screwdriver required for assembly
(not included)

