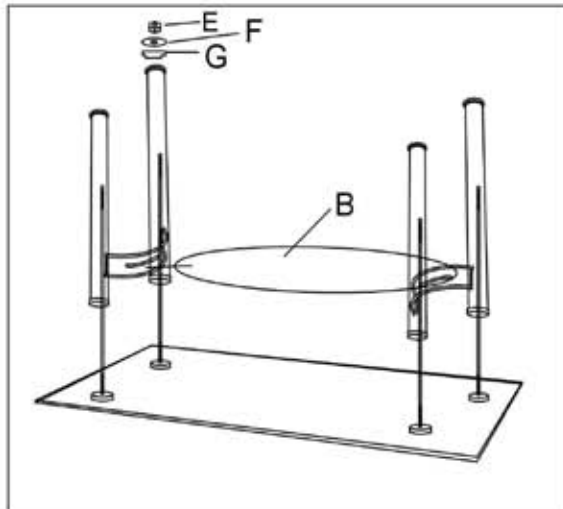
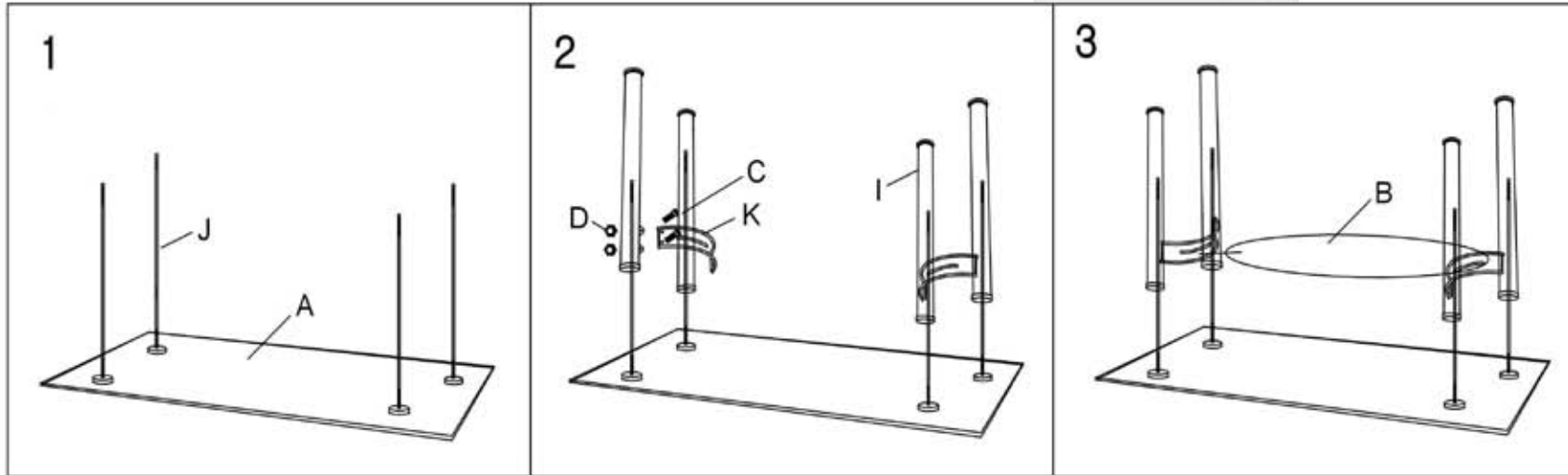


# Assembly Diagram

Model No: C48B16



A		Top Glass	1
B		Bottom Glass	1
C		Bolt	8
D		Smaller Nut	8
E		Bigger Nut	4
F		Washer	4
G		Cap	4
I		15" Cylinder	4
J		16" Rod	4
K		Bracket	2

# Assembly Instructions

## C48B16

*Important: Make sure all parts are available for assembly  
Follow instructions very carefully*

Step 1: Lay glass “A” upside down on a soft surface  
Screw rod “J” into four plates on glass “A”

Step 2: Place cylinder “I” on all four plates  
Using bolt “C” and smaller nut “D”  
Screw bracket “K” into cylinder “I” as shown in diagram. Repeat on other side.

**\*\*NOTE:** For best results, do not tighten until glass shelf is in place.

Step 3: Slide glass “B” into slots in bracket “K”

Step 4: Place cap “G” on all four cylinders  
Place washer “F” on all four caps  
Tighten using nut “E”

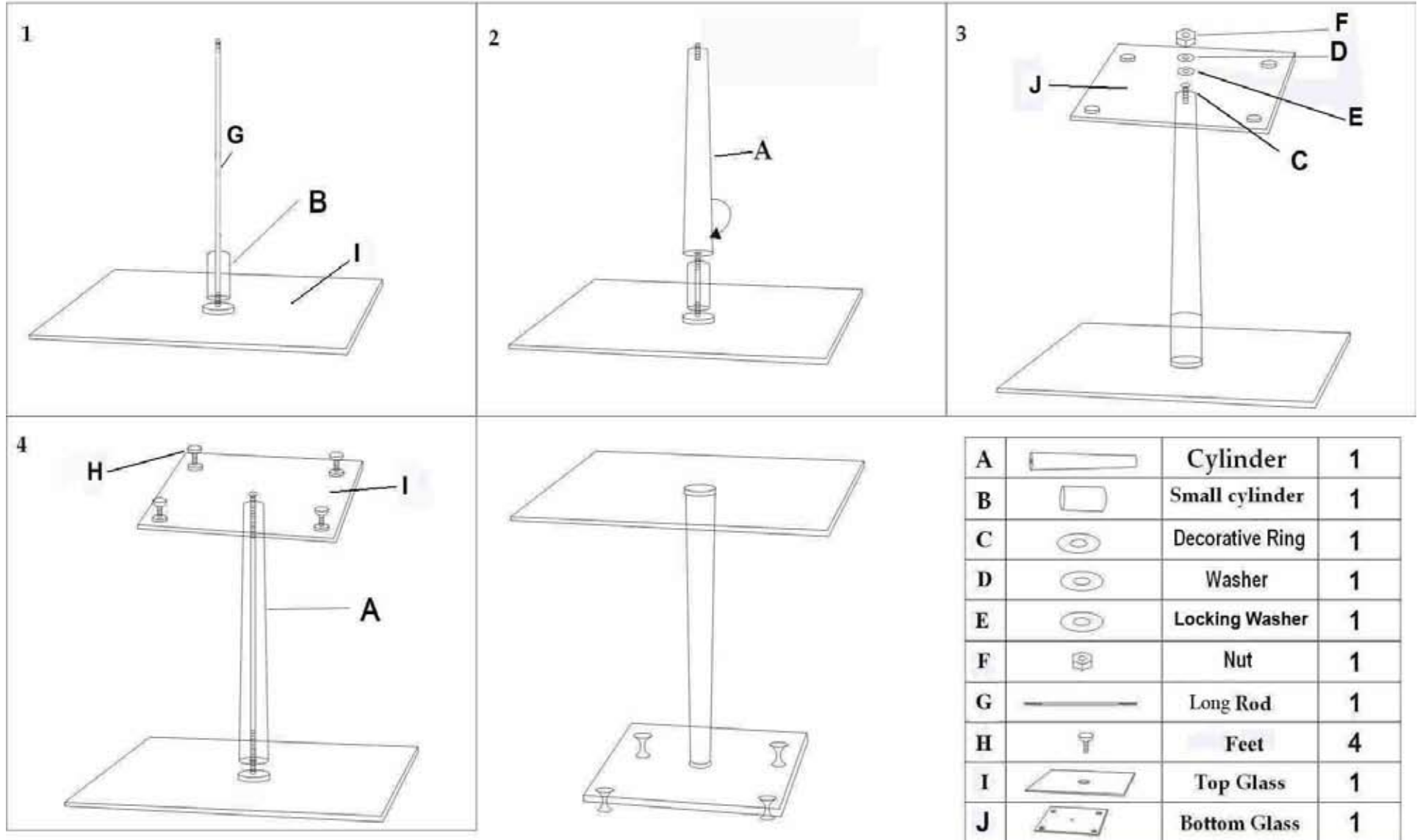
Warning: Tighten but be careful to not over tighten

*For our most up to date assembly instructions or to request missing, lost, or broken parts, or for any other customer service issue, please visit our website at [www.walkeredison.com](http://www.walkeredison.com) for immediate attention.*



# Assembly Diagram

Model No: C48B16CM



# Assembly Instructions

## C48B16CM

*Important: Make sure all parts are available for assembly  
Follow instruction steps very carefully*

Step 1: Lay glass "I" upside down on soft surface  
Screw "G" into the plate on the glass (I)  
Place cylinder "B" on plate

Step 2: Place cylinder "A" on rod "G"  
Place ring "C" on top of cylinder "A"

Step 3: Place glass "J" on cylinder "A"  
Place washer "D" on cylinder "A"  
Place locking washer "E" on top of washer "D"

Screw nut "F" on cylinder "A"

Warning: Tighten but be careful to not over tighten

Step 4: Screw "H" on all four corners on "J"

Step 5: Turn upright slowly and carefully

For our most up to date instruction, to request missing, lost, or broken parts, or for any other Customer Service issues, please visit our website at [www.walkerredison.com](http://www.walkerredison.com) or call us at 877-207-5906 .

